



CERTIFICATE OF ANALYSIS

CS0773_193736-003.L_C

Cannabinoids

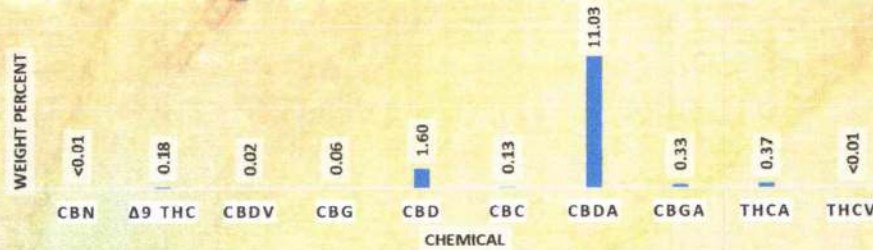
Client Sample ID: Sample 3
 Sample Description: Sour Space
 Receive sample: 31-Oct-19
 Initiate analyses: 01-Nov-19

Royal Eco Marketing
 2019 Progress Ct.
 Raleigh, NC 27608

Analyst: Dave Minser	Signature: 	Date: 1 Nov 19
Reviewed by: Jacob Edwards	Signature: 	Date: 1 Nov 19

Test Type: Total Cannabinoid Profile
 Technical Procedure: TP A0033 & A0049

Results:



Chemical Analyzed	% Dry Weight	Concentration (mg/g)
CBN	<0.01	<0.10
Δ ⁹ THC	0.18	1.81
CBDV	0.02	0.16
CBG	0.06	0.62
CBD	1.60	16.01
CBC	0.13	1.31
CBDA	11.03	110.34
CBGA	0.33	3.29
THCA	0.37	3.72
THCV	<0.01	<0.10
* total THC	0.51	5.07
* total CBD	11.28	112.78
total	13.73	137.26
ratio: Total CBD/THC		22.2



* total THC is calculated by Δ⁹ THC + 0.877xTHCA

* total CBD is calculated by CBD + 0.877xCBDA

Concentration of cannabinoids were determined by Shimadzu LC2030 Plus with an Avazyme intra lab validated method utilizing certified reference standards for each chemical analyzed. Sample dried by Lyophilization; Avazyme TP A0023-01

The result applies only to the sample listed on this certificate. Avazyme cannot guarantee that this sample is representative of the product/lot as a whole. Avazyme warrants that this study was performed in accordance with appropriate laboratory research practices and protocols for the sample submitted.

Avazyme is not responsible for Sponsor's use of the information or concepts generated as part of the study, and will not be liable for any loss or damage resulting from such use.